

# Table of Contents

P.3

sample



Unit

Grammar Item

Page

1

Instructions with First ... Then ...  
Object pronouns: it, them

4

2

Nouns: countable, uncountable  
There is/are  
Determiners: some, a lot of, any

8

3

Question words: How, How many, How much  
Phrases of quantity

12

## Quiz 1 (Units 1-3)

16

4

Question words: What, Where, Why  
Want to

18

5

Prepositions (dates & time)  
Question words: What, When

22

6

Yes/No questions  
Connectives: and, but, or

26

## Mid-term Test (Units 1-6)

30

7

good at + -ing  
Prepositions of place

34

8

Verbs + prepositions  
Simple present tense  
Object pronouns

38

9

Simple present tense: is, am, are  
Simple past tense (1): was, were

42

## Quiz 2 (Units 7-9)

46

10

Simple past tense (2): regular verbs  
Simple past tense (3): not  
Simple past tense (4): questions, answers  
Connective: so

48

11

Simple past tense (5): irregular verbs  
Possessive adjectives, Pronouns

52

12

Simple past tense (6): irregular verbs  
Simple past tense (7): yes/no questions  
Question words: Where, What

56

## Final Test (Units 1-12)

60

## Useful Tables

64

### Let's discover grammar

- Step 1** Read these sentences.
- Step 2** Underline the words 'First', 'Then' and 'Finally' (adverbs of sequence).
- Step 3** Circle the verbs that follow adverbs of sequence.
- Step 4** Put a rectangle around 'it' and 'them' (object pronouns).

First, close your books.

Then, put them in your school bag.

Then, get a test paper.

Finally, write your name on it.

10 × 4  
10 × 4  
10 × 2

- Step 5** Circle the correct answer. Find the rule.

In instructions, we use verbs in the past tense / base form / -ing form.

Get the answer now!



### Let's understand grammar

#### 1 Instructions with First ... Then ...



e.g. **First**, boil water in a kettle.



e.g. **Then**, put chocolate powder in a cup.



e.g. **Then**, pour boiling water into the cup.



e.g. **Finally**, stir the chocolate drink and enjoy!

DATE: \_\_\_\_\_



## 2 Object pronouns: it, them



e.g. Jane plays with her cat every day.  
She plays with **it**.



e.g. Tom eats noodles most evenings.  
He eats **them**.



e.g. He sees Mary and Jane at school.  
He sees **them**.

## Try it yourself

**A** Circle the verbs or verb phrases in this box that we use for instructions.

door	go	sit
read	drive	stand
chair	first	paper
take	leg	get on
head	pen	walk
ride	run	then



**B** Look at the following instructions for making a paper square. Complete the four instructions with the words in the boxes.

Finally

First

Then

cut

find

fold

unfold

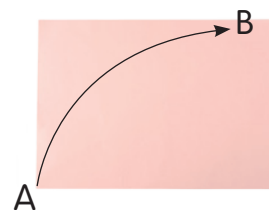
Step 1:

1 \_\_\_\_\_, \_\_\_\_\_ a piece of A4 paper.



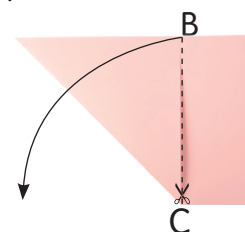
Step 2:

2 \_\_\_\_\_, \_\_\_\_\_ the paper from A to B.




Step 3:

3 \_\_\_\_\_, \_\_\_\_\_ the paper from C to B.



Step 4:

4 \_\_\_\_\_, \_\_\_\_\_ the paper.



**C** Complete these sentences with 'it' or 'them'.

1



2



3




4



5



6



1. Sandy's skirt is yellow. She likes \_\_\_\_\_.
2. Tony's gloves are dirty. Can you clean \_\_\_\_\_?
3. Sophie's hat is warm. She always wears \_\_\_\_\_ in winter.
4. Your coat is beautiful! Can I try \_\_\_\_\_ on?
5. Jim thinks his socks are ugly. He doesn't like \_\_\_\_\_.
6. My trousers are too long. Can you cut \_\_\_\_\_ for me?



## Let's practise grammar in context

Get Well Soon

**D** Pauline has cut her finger with the scissors. Here is her conversation with Miss Poon. Fill in the spaces with the correct object pronouns.

Conversation and Instructions

Pauline: I cut my finger, Miss Poon.

Miss Poon: Don't worry. It isn't bad. You must apply pressure on the cut to stop ① \_\_\_\_\_ bleeding.

Pauline: Like this?

Miss Poon: That's good, Pauline. Now, you must put your finger under cold water to clean ② \_\_\_\_\_.

Pauline: OK.

Miss Poon: Now you must put a bandage round your finger to keep ③ \_\_\_\_\_ clean. Here, let me help you. Remember, you must take the bandage off in a few days and throw ④ \_\_\_\_\_ away.

Pauline: Thank you, Miss Poon.

Miss Poon: You must be careful with scissors. Never play with ⑤ \_\_\_\_\_.

Complete the **instructions** for Pauline in the spaces below with 'First', 'Then', 'Finally' and the correct verbs.

### Instructions if you cut your hand

- ⑥ \_\_\_\_\_, \_\_\_\_\_ pressure on the cut.
- ⑦ \_\_\_\_\_, \_\_\_\_\_ your finger under cold water.
- ⑧ \_\_\_\_\_, \_\_\_\_\_ the bandage round your finger.
- ⑨ \_\_\_\_\_, after a few days, \_\_\_\_\_ the bandage off.

Never play with sharp things. They are dangerous.



# Quiz 1

- A** Fill in the spaces in this passage with object pronouns.  
(6 marks, @1 mark)


Our family likes going to the beach in the summer. It is fun to play in the sand. My sister walks the dog and plays with ① \_\_\_\_\_. She also loves crabs. She likes catching ② \_\_\_\_\_ in the rock pools. My brother plays volleyball with his friends. He meets ③ \_\_\_\_\_ at the fast food shop near the beach. Mum and Dad love coffee. They enjoy drinking ④ \_\_\_\_\_ at the café. My grandfather watches the birds. He watches ⑤ \_\_\_\_\_ catch fish in the sea. He also likes fishing. Sometimes he catches a big fish and we eat ⑥ \_\_\_\_\_ for dinner.

- B** Complete these phrases of quantity. (16 marks, @2 marks)

1. a \_\_\_\_\_ of potato chips



2. a \_\_\_\_\_ of pizza




3. a \_\_\_\_\_ of chocolates



4. a \_\_\_\_\_ of hot water



5. a \_\_\_\_\_ of orange juice



6. a \_\_\_\_\_ of cake



7. a \_\_\_\_\_ of cola

8. a \_\_\_\_\_ of sweets

DATE: \_\_\_\_\_

MARKS: \_\_\_\_\_ /50

**C** Complete the sentences with 'How', 'How many' or 'How much'.  
(16 marks, @2 marks)

1. \_\_\_\_\_ are the apples and oranges?
2. \_\_\_\_\_ sweets does Mum have for us?
3. \_\_\_\_\_ bananas are there?
4. \_\_\_\_\_ magazines are there in the library?
5. \_\_\_\_\_ was your new dress?
6. \_\_\_\_\_ do you go to your grandma's home?
7. \_\_\_\_\_ do you make this dessert?
8. \_\_\_\_\_ is the meal?

**D** Look at the pictures. Fill in the spaces with 'is', 'are', 'some', 'a lot of' or 'any'. Add 'not' where necessary. (12 marks, @2 marks)

1. There \_\_\_\_\_  
rice in the bowl.
2. There \_\_\_\_\_  
eggs in the basket.
3. There \_\_\_\_\_  
food in the box.
4. There \_\_\_\_\_  
books on the bookshelf.
5. There \_\_\_\_\_  
plates on the table.
6. There \_\_\_\_\_  
bread in the bags.

1



2



3



4



5



6

